

How to use QkR™ for Your Canteen or School Orders

QkR™
by MasterCard®

AVAILABLE FOR ANDROID
Google play

AVAILABLE
ON THE APP STORE

It's easy to get started!



Step 1 Download QkR by MasterCard

on your Android phone or iPhone
iPad users can install the iPhone app

Step 2 Register

Select your Country of Residence as
'Australia' and follow the steps to register

Step 3 Find your school

Scan QR code given
to you by your school

Type text label given
to you by your school



If within 4 kms of your school, you can
select from "Locations Nearby"

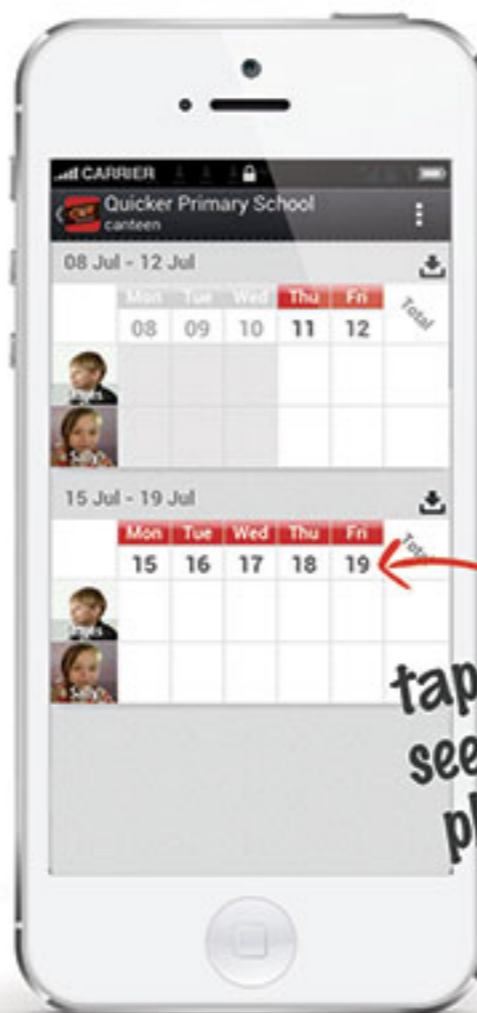
Step 4 Add information on your children

When first accessing your school menu,
you will be prompted to provide important
detail on your children

**Now you're ready to order and pay
for meals and other items!**

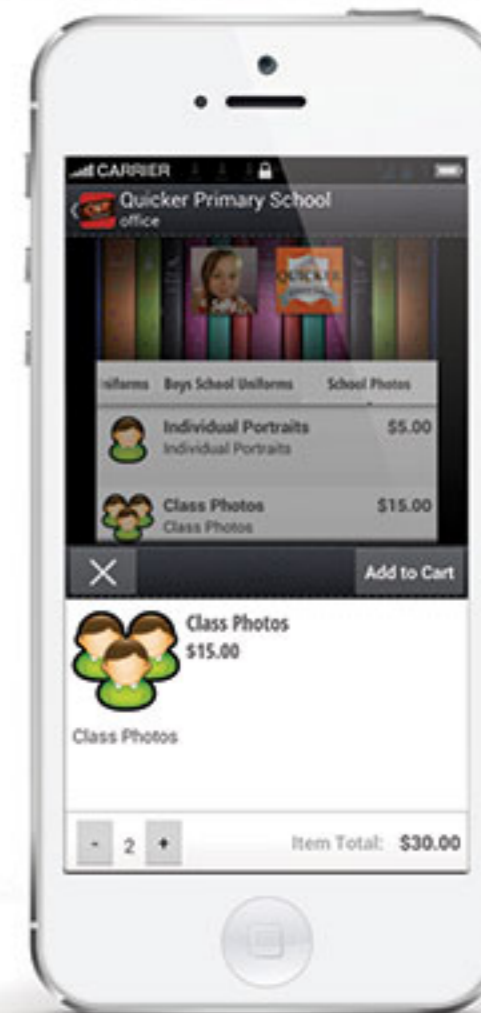
How to....

order meals



tap on the day to
see the menu and
place your order

purchase school items



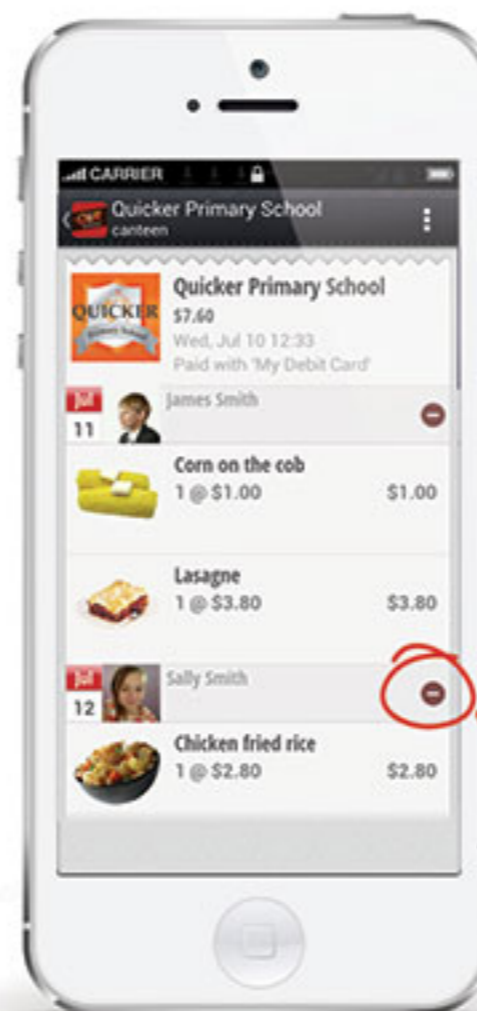
remove items from your shopping cart prior to payment



In this example, removing
lasagne is as simple as
tapping on "Lasagne" on
the checkout screen and
then selecting "Remove"
from the popup.

tap to
remove item

cancel canteen orders that have already been paid for



tap to delete
item on
digital receipt

To reduce school costs, orders that you
cancel are not refunded to your card but
converted to a credit note that is
automatically applied to your next QkR™
canteen order.

For example, if you order Chicken Salad
for \$3 and then cancel this order, the \$3
will be discounted from your next QkR™
canteen order.

How to use QkR™ for Your Canteen or School Orders

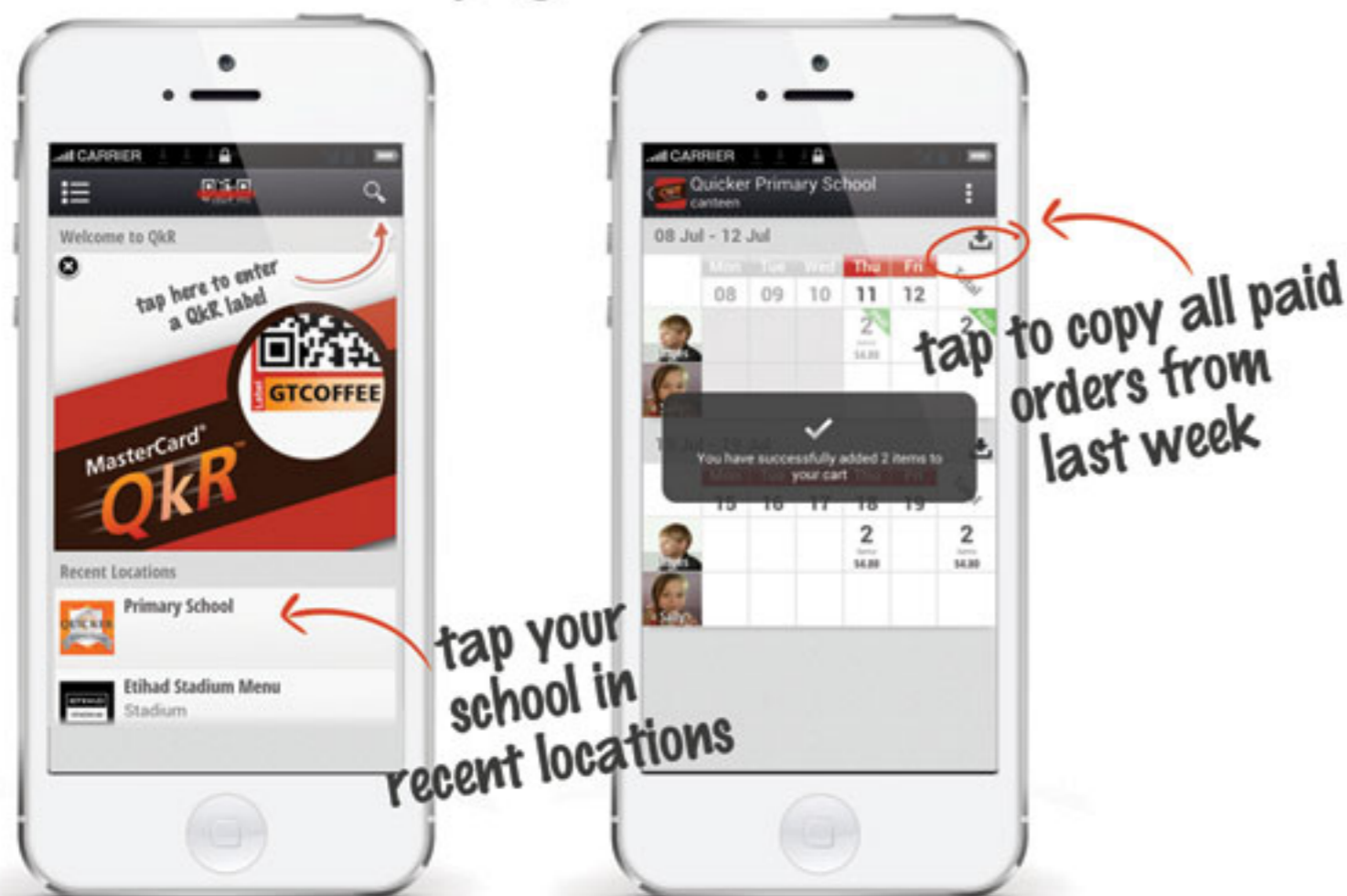
QkR™
by MasterCard®

AVAILABLE FOR ANDROID
Google play

AVAILABLE
ON THE APP STORE

How to....

buy again



manage your children's details



add multiple payment cards

QkR™ will accept payment using any scheme credit, debit or prepaid card brand accepted by your school.

You can add up to five different cards to your QkR™ account.

Tapping the Payment option near the top of the checkout screen allows a parent to easily change the funding source for that payment.

QkR™ remembers your most recently used card and defaults to that option for your next payment.



KEEPING YOUR DETAILS SAFE

Your card details are not stored on the device but in the highly secure MasterCard network.

You're automatically logged out after 10 minutes of inactivity.

You can also actively sign out.

